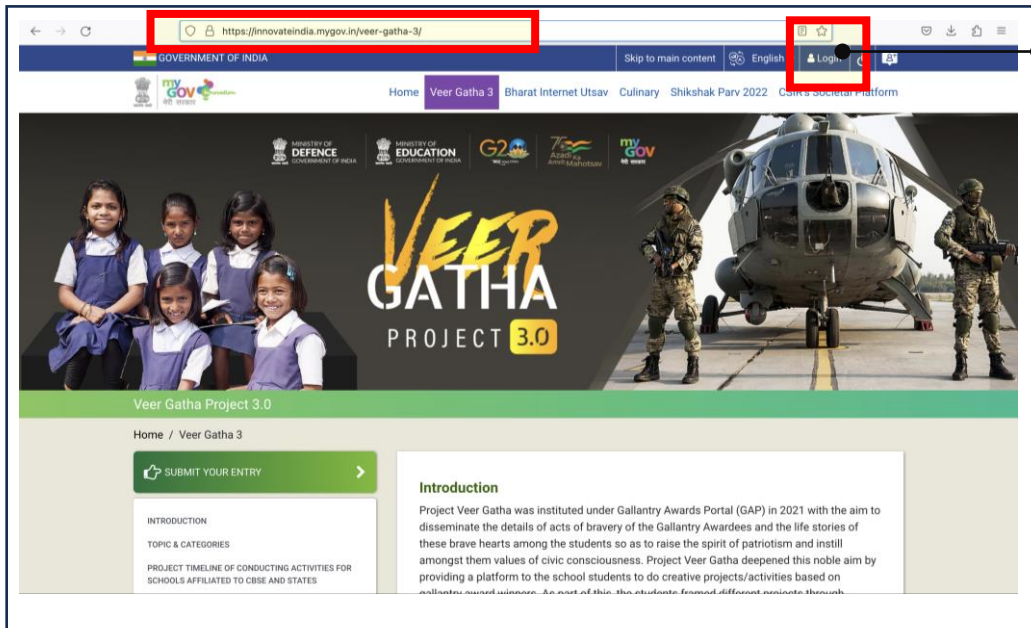


Option 1 : Logging in through <https://innovateindia.mygov.in/veer-gatha-3/>

Step 1:

Visit: <https://innovateindia.mygov.in/veer-gatha-3/>

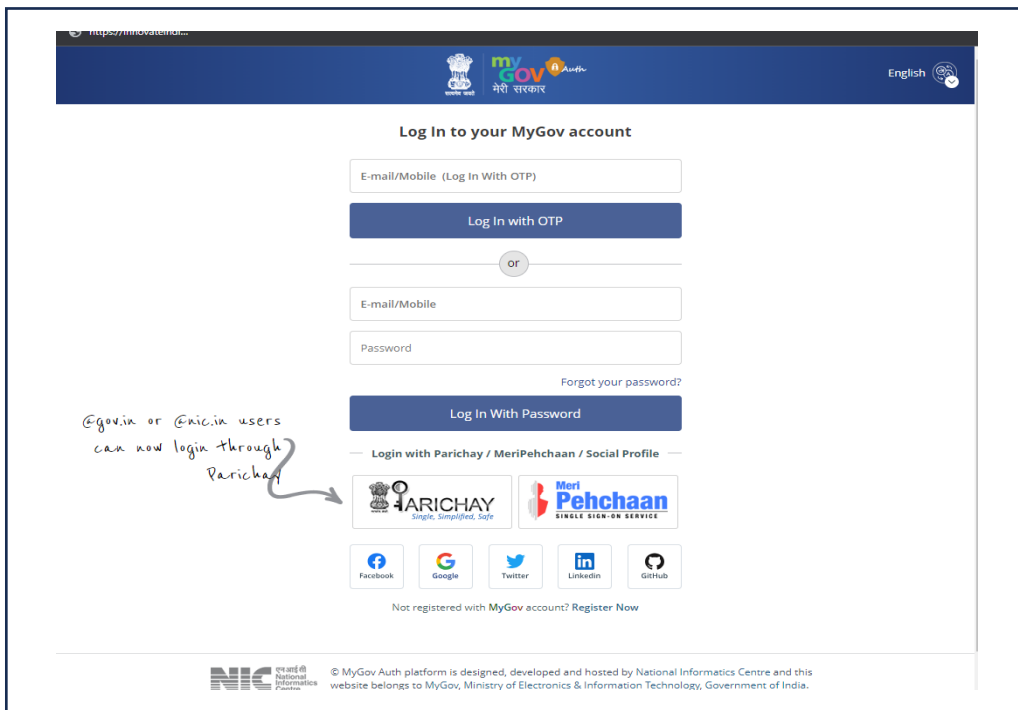


Click on to login

Step 2:

Once clicked on login; automatically you will be redirected to auth

Link: <https://auth.mygov.in/user/login?destination=oauth2/authorize>



The participant can Log In through

- OTP
- Email Id & Password
- Parichay
- Meri Pehchaan
- Social Profile

Step 3:

Read about the **Veer Gatha 3.0** and click on **Submit Your Entry**



GOVERNMENT OF INDIA

Skip to main content English Login

Home / Veer Gatha 3

SUBMIT YOUR ENTRY

Introduction

Project Veer Gatha was instituted under Gallantry Awards Portal (GAP) in 2021 with the aim to disseminate the details of acts of bravery of the Gallantry Awardees and the life stories of these brave hearts among the students so as to raise the spirit of patriotism and instill amongst them values of civic consciousness. Project Veer Gatha deepened this noble aim by providing a platform to the school students to do creative projects/activities based on gallantry award winners. As part of this, the students framed different projects through various media like art, poems, essays and multimedia on these gallantry award winners and best projects were awarded at national level by the Ministry of Defence and the Ministry of Education.

The project has been coterminous with Republic Day Celebrations each year. Veer Gatha has been a phenomenal success with 8 lakhs participation in Veer Gatha 1.0 conducted in 2021-22 and 19.5 lakhs in Veer Gatha 2.0 conducted in 2022-23. Honble Raksha Mantri and Honble Minister of Education have commended Veer Gatha as **heralding of a revolution amongst the students of India**.

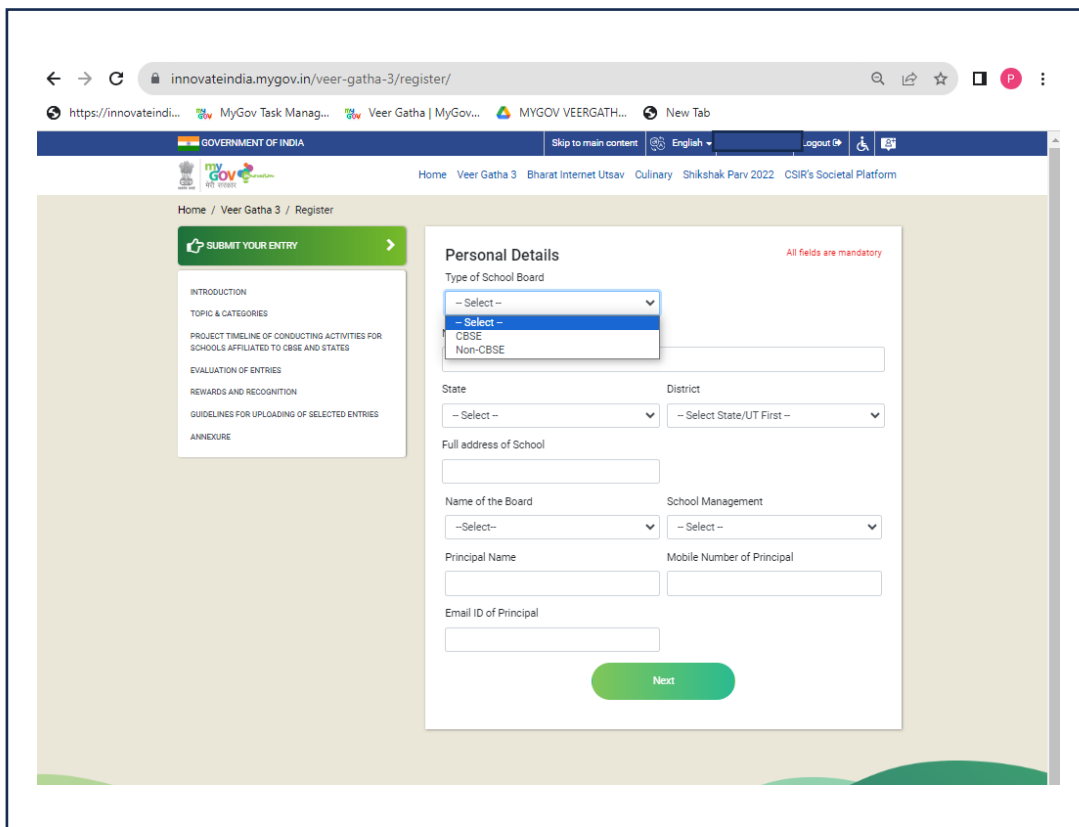
The Ministry of Defense (MoD) in collaboration with the Ministry of Education

click on
Submit Your Entry

Step 4:

After clicking on “Submit Your Entry”;
Select a category

- **CBSE**
- **Non-CBSE, To proceed for submission**



innovateindia.mygov.in/veer-gatha-3/register/

GOVERNMENT OF INDIA

Skip to main content English Logout

Home / Veer Gatha 3 / Register

SUBMIT YOUR ENTRY

Personal Details All fields are mandatory

Type of School Board
-- Select --
-- Select --
CBSE
Non-CBSE

State: -- Select -- District: -- Select State/UT First --

Full address of School: [Text Field]

Name of the Board: -- Select -- School Management: -- Select --

Principal Name: [Text Field] Mobile Number of Principal: [Text Field]

Email ID of Principal: [Text Field]

Next

If Selected on CBSE, the process flow is as follows

Step 1:

Once **UDISC code** is entered, all parameters will be automatically filled

If not filled automatically, details can be filled manually;

click on **Next** button to proceed.

Home / Veer Gatha 3 / Register

SUBMIT YOUR ENTRY >

INTRODUCTION
TOPIC & CATEGORIES
PROJECT TIMELINE OF CONDUCTING ACTIVITIES FOR SCHOOLS AFFILIATED TO CBSE AND STATES
EVALUATION OF ENTRIES
REWARDS AND RECOGNITION
GUIDELINES FOR UPLOADING OF SELECTED ENTRIES
ANNEXURE

Personal Details All fields are mandatory

Type of School Board: CBSE (dropdown menu) | Enter UDISE Code: [text input]

Name of School: [text input]

State/UT: [text input] | District: [text input]

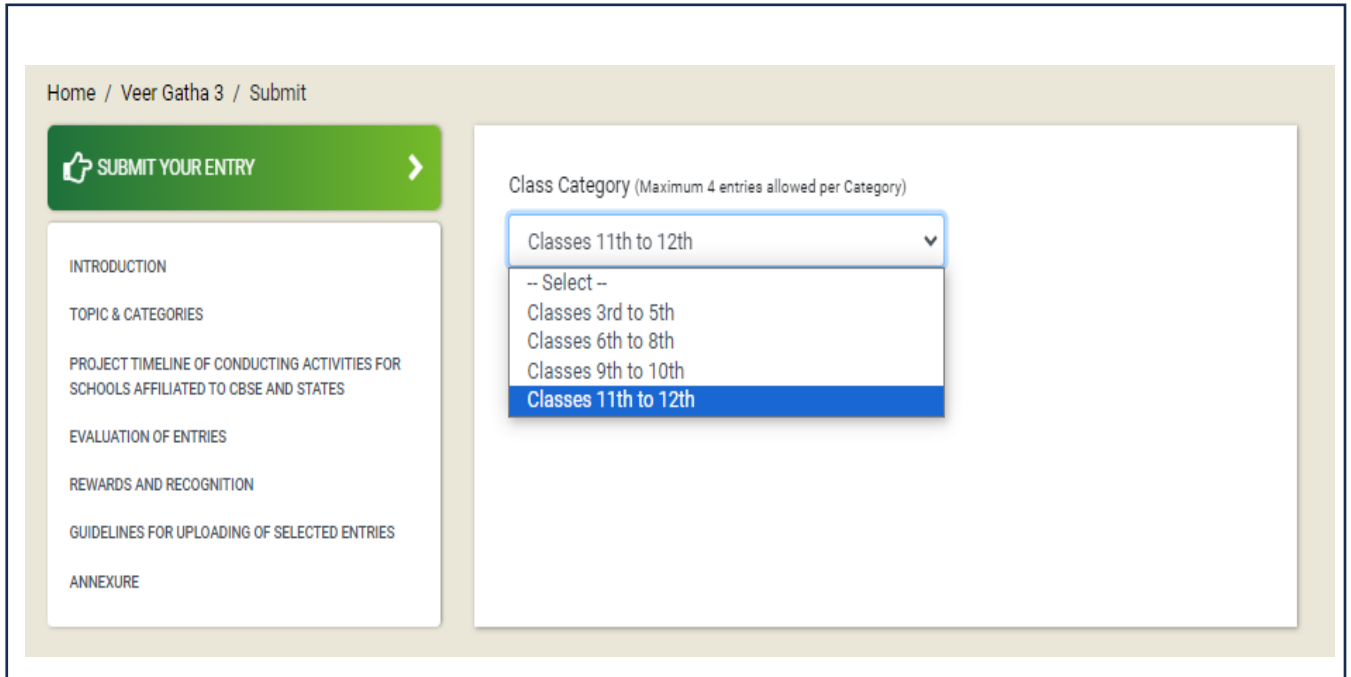
Full address of School: [text input]

School Management: -- Select -- (dropdown menu) | Principal Name: [text input]

Mobile Number of Principal: [text input] | Email ID of Principal: [text input]

Next

Step 2: Select the **class category**, to submit your entry.
Maximum four entries allowed in total;



Home / Veer Gatha 3 / Submit

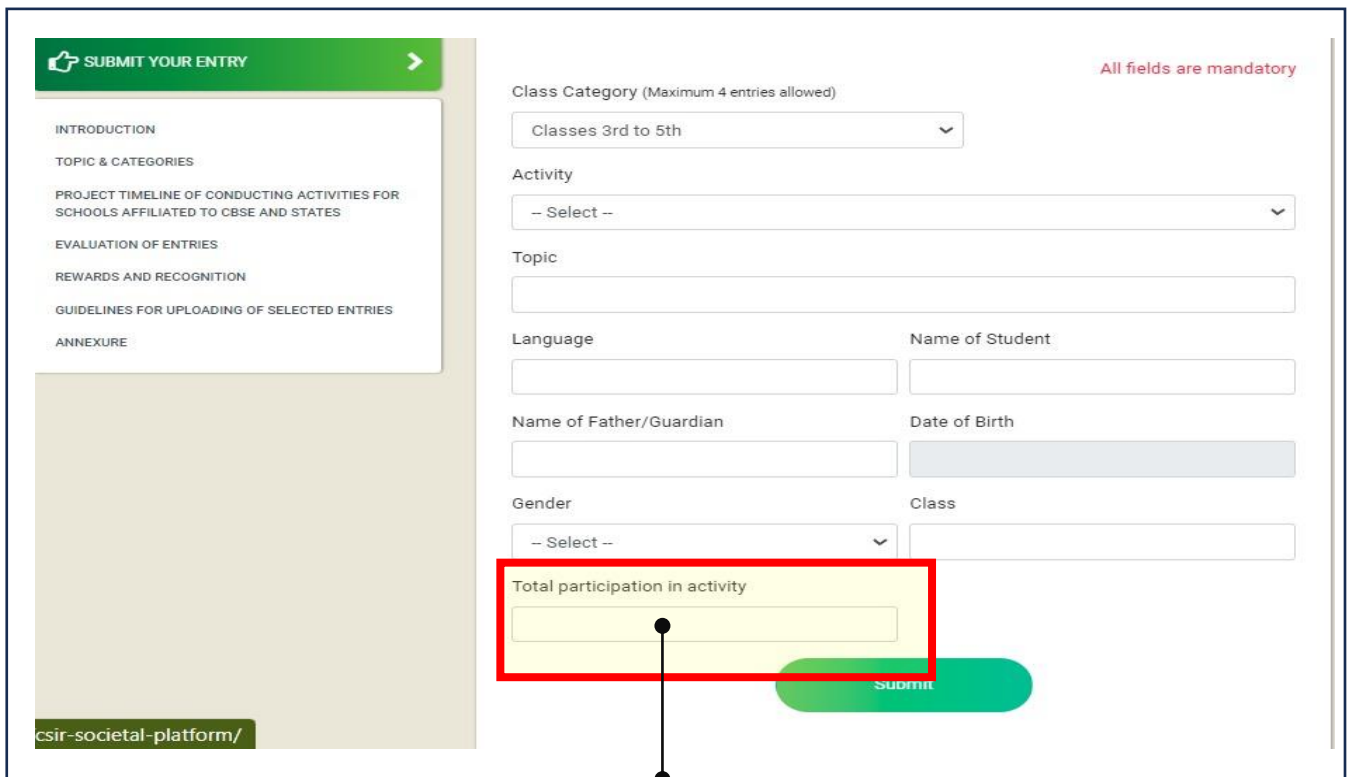
SUBMIT YOUR ENTRY

INTRODUCTION
TOPIC & CATEGORIES
PROJECT TIMELINE OF CONDUCTING ACTIVITIES FOR SCHOOLS AFFILIATED TO CBSE AND STATES
EVALUATION OF ENTRIES
REWARDS AND RECOGNITION
GUIDELINES FOR UPLOADING OF SELECTED ENTRIES
ANNEXURE

Class Category (Maximum 4 entries allowed per Category)

- Classes 11th to 12th
- Select --
- Classes 3rd to 5th
- Classes 6th to 8th
- Classes 9th to 10th
- Classes 11th to 12th**

Step 3: Mention all the details regarding the entry, specify **Total Participation Count**



SUBMIT YOUR ENTRY

INTRODUCTION
TOPIC & CATEGORIES
PROJECT TIMELINE OF CONDUCTING ACTIVITIES FOR SCHOOLS AFFILIATED TO CBSE AND STATES
EVALUATION OF ENTRIES
REWARDS AND RECOGNITION
GUIDELINES FOR UPLOADING OF SELECTED ENTRIES
ANNEXURE

Class Category (Maximum 4 entries allowed) All fields are mandatory

Classes 3rd to 5th

Activity

-- Select --

Topic

Language Name of Student

Name of Father/Guardian Date of Birth

Gender Class

-- Select --

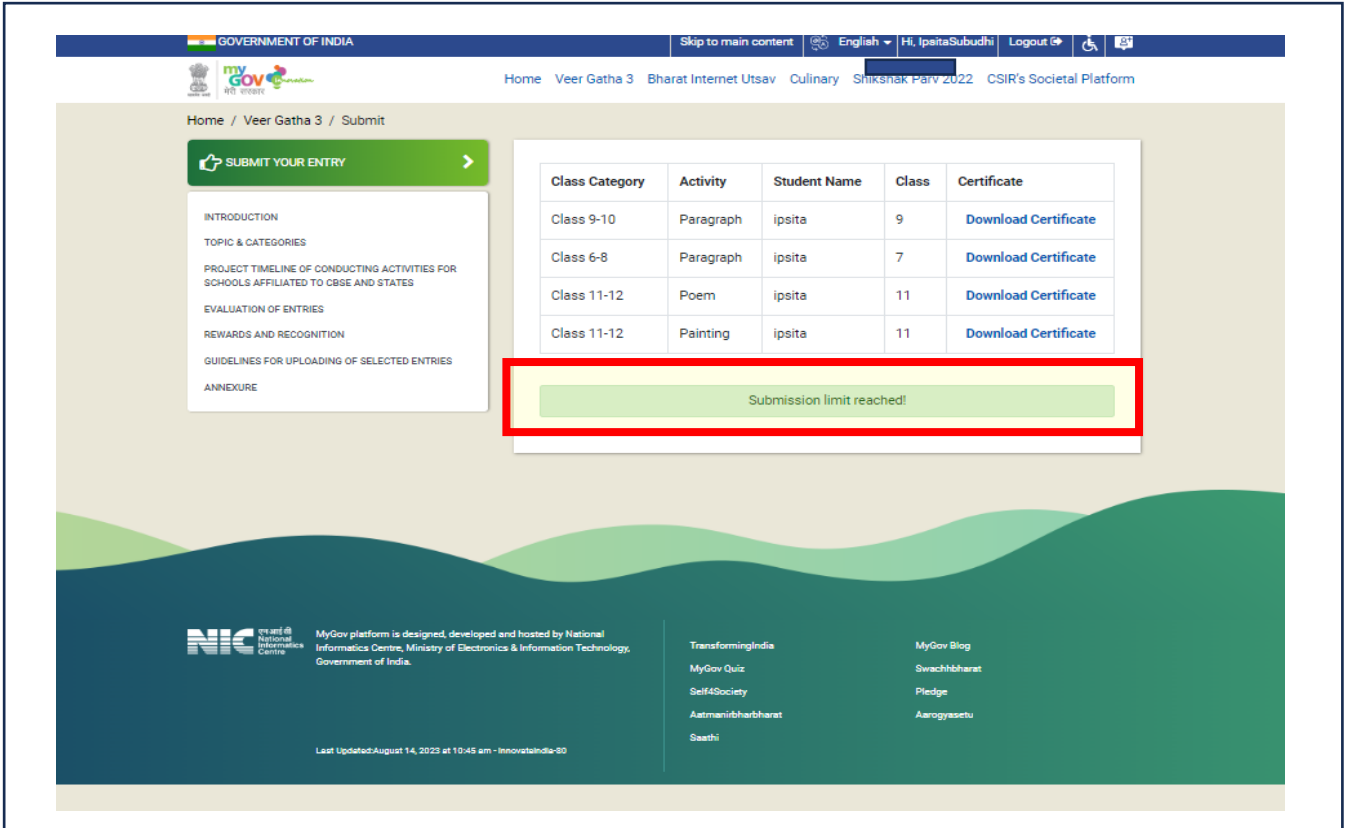
Total participation in activity

Submit

csir-societal-platform/

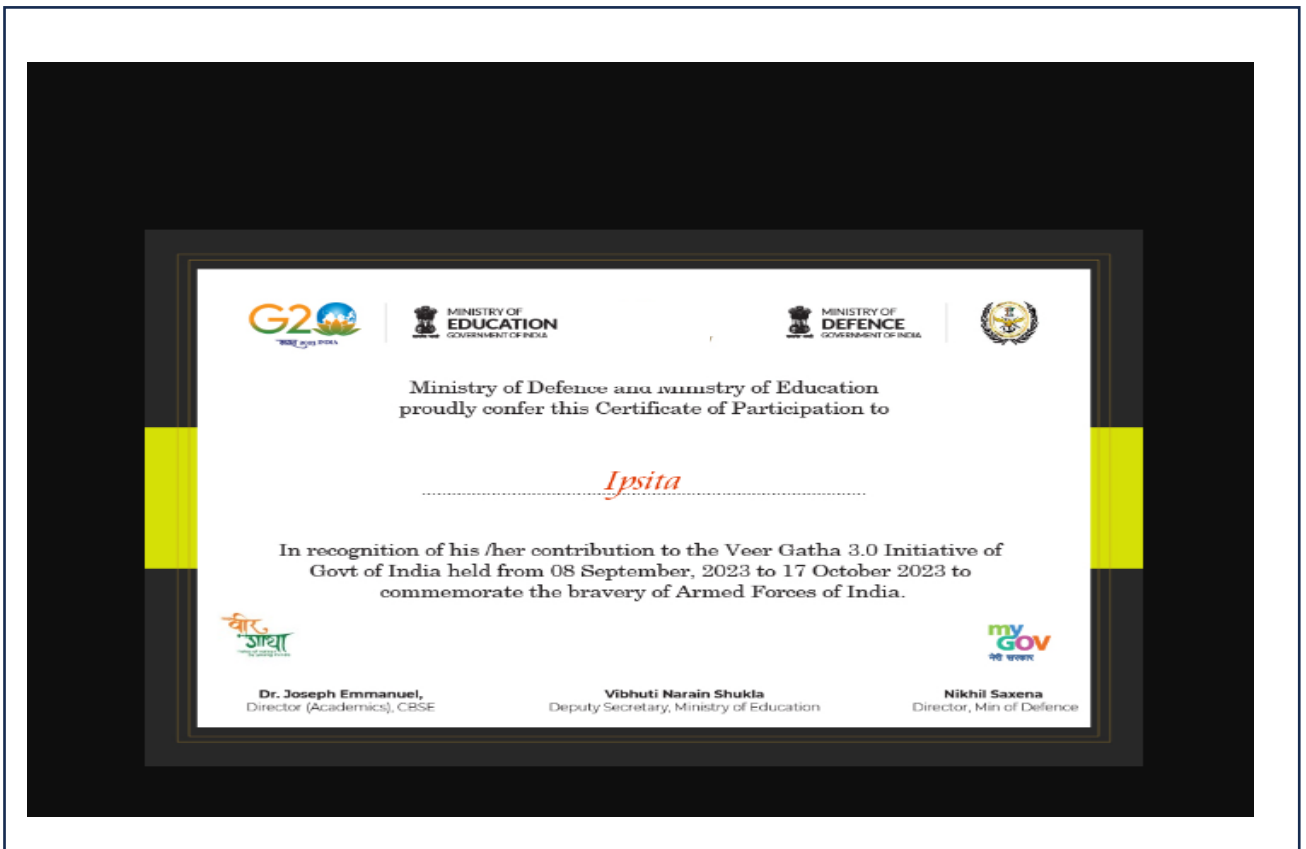
**Mention Total participation count of the class category
(Ex- Participation in class 3-5)**

Step 4: On successful submission, a message will pop up – **Submission limit reached.**



Step 5:

The participant will be able to download *e-certificate on successful submission of entry.*



If Selected on Non-CBSE, the process flow is as follows

Step 1: In the dropdown click on Non-CBSE, fill all the parameters, click on **Next** button to proceed further.

Personal Details All fields are mandatory

Type of School Board
Non-CBSE

Name of School
State
District
Full address of School
Name of the Board
School Management
Principal Name
Mobile Number of Principal
Email ID of Principal

Next

Step 2: Select the **class category**, to submit your entry.
Maximum four entries allowed in total

Class Category (Maximum 4 entries allowed per Category)

- Select -
- Select -
- Classes 3rd to 5th
- Classes 6th to 8th
- Classes 9th to 10th
- Classes 11th to 12th

MyGov platform is designed, developed and hosted by National Informatics Centre, Ministry of Electronics & Information Technology, Government of India.

TransformingIndia
MyGov Quiz
Self4Society
Aatmanirbharbharat
Saathi

MyGov Blog
Swachhbharat
Pledge
Aerogyasetu

Last Updated: August 11, 2023 at 2:52 pm - InnovateIndia-90

Step 4: Mention all the details regarding the entry, specify **Total Participation Count**

csir-societal-platform/

INTRODUCTION
TOPIC & CATEGORIES
PROJECT TIMELINE OF CONDUCTING ACTIVITIES FOR SCHOOLS AFFILIATED TO CBSE AND STATES
EVALUATION OF ENTRIES
REWARDS AND RECOGNITION
GUIDELINES FOR UPLOADING OF SELECTED ENTRIES
ANNEXURE

Class Category (Maximum 4 entries allowed)
Classes 3rd to 5th

Activity
-- Select --

Topic

Language

Name of Student

Name of Father/Guardian

Date of Birth

Gender
-- Select --

Class

Total participation in activity

Submit

All fields are mandatory

Mention Total participation count of the class category (Ex- Participation in class 3-5)

Step 3:

On successful submission , a message will pop up – **Submission limit reached.**

GOVERNMENT OF INDIA

Skip to main content English Logout

Home Veer Gatha 3 Bharat Internet Utsav Culinary Shikshak Parv 2022 CSIR's Societal Platform

Home / Veer Gatha 3 / Submit

INTRODUCTION
TOPIC & CATEGORIES
PROJECT TIMELINE OF CONDUCTING ACTIVITIES FOR SCHOOLS AFFILIATED TO CBSE AND STATES
EVALUATION OF ENTRIES
REWARDS AND RECOGNITION
GUIDELINES FOR UPLOADING OF SELECTED ENTRIES
ANNEXURE

Class Category	Activity	Student Name	Class	Certificate
Class 9-10	Paragraph	ipsita	9	Download Certificate
Class 6-8	Paragraph	ipsita	7	Download Certificate
Class 11-12	Poem	ipsita	11	Download Certificate
Class 11-12	Painting	ipsita	11	Download Certificate

Submission limit reached!

NIC National Informatics Centre
MyGov platform is designed, developed and hosted by National Informatics Centre, Ministry of Electronics & Information Technology, Government of India.

Transforming India
MyGov Quiz
Self4Society
Aatmanirbharbharat
Saathi

MyGov Blog
SwachhBharat
Pledge
Aarogyasetu

Last Updated: August 14, 2023 at 10:45 am - InnovateIndia-00

Step 5:

The participant will be able to download *e-certificate on successful submission of entry.*



Option 2: If logging in through mygov.in : steps are as follows


Step 1:

Visit: <https://www.mygov.in/>



Step 2:

Click on to **login** to participate.



Step 3:

Once clicked on **LOGIN**: automatically you will be redirected to auth

Link: <https://auth.mygov.in/user/login?destination=oauth2/authorize>

Log In to your MyGov account

E-mail/Mobile (Log In With OTP)

Log In with OTP

or

E-mail/Mobile

Password

Forgot your password?

Log In With Password

Login with Parichay / MeriPehchaan / Social Profile

PARICHAY
Single, Simplified, Safe

Meri Pehchaan
SINGLE SIGN-ON SERVICE

Facebook Google Twitter LinkedIn GitHub

Not registered with MyGov account? Register Now

NIC एन आई सी
National Informatics Centre

© MyGov Auth platform is designed, developed and hosted by National Informatics Centre and this website belongs to MyGov, Ministry of Electronics & Information Technology, Government of India.

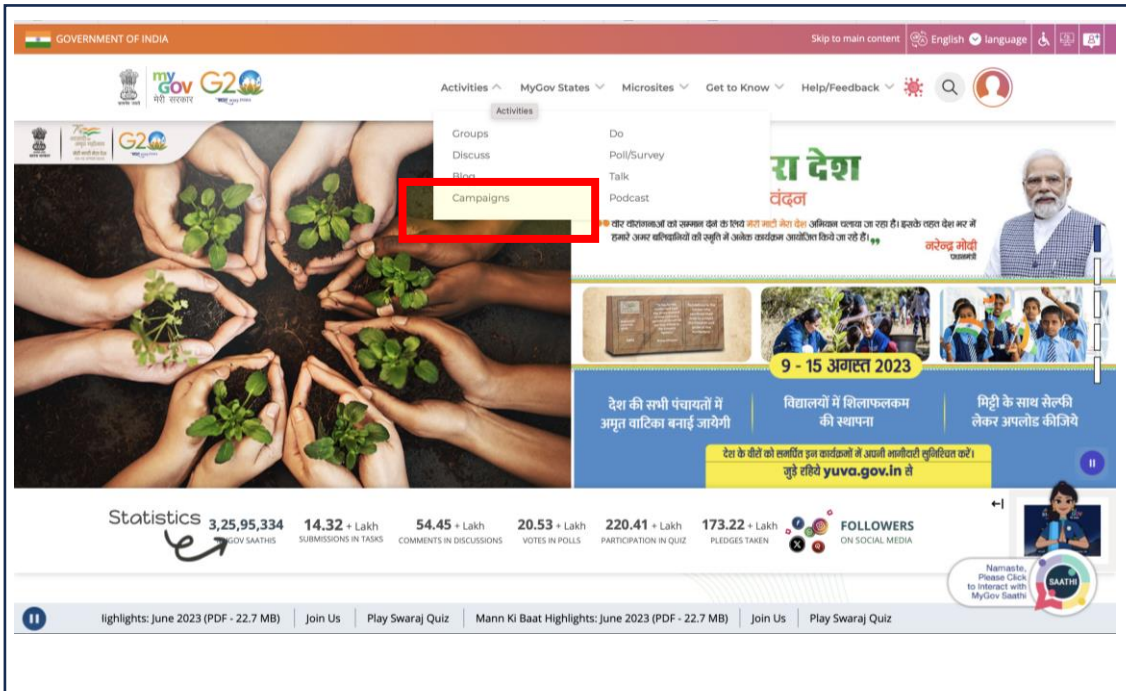
The participant can Log In through

- OTP
- Email Id & Password
- Parichay
- Meri Pehchaan
- Social Profile

Step 4:

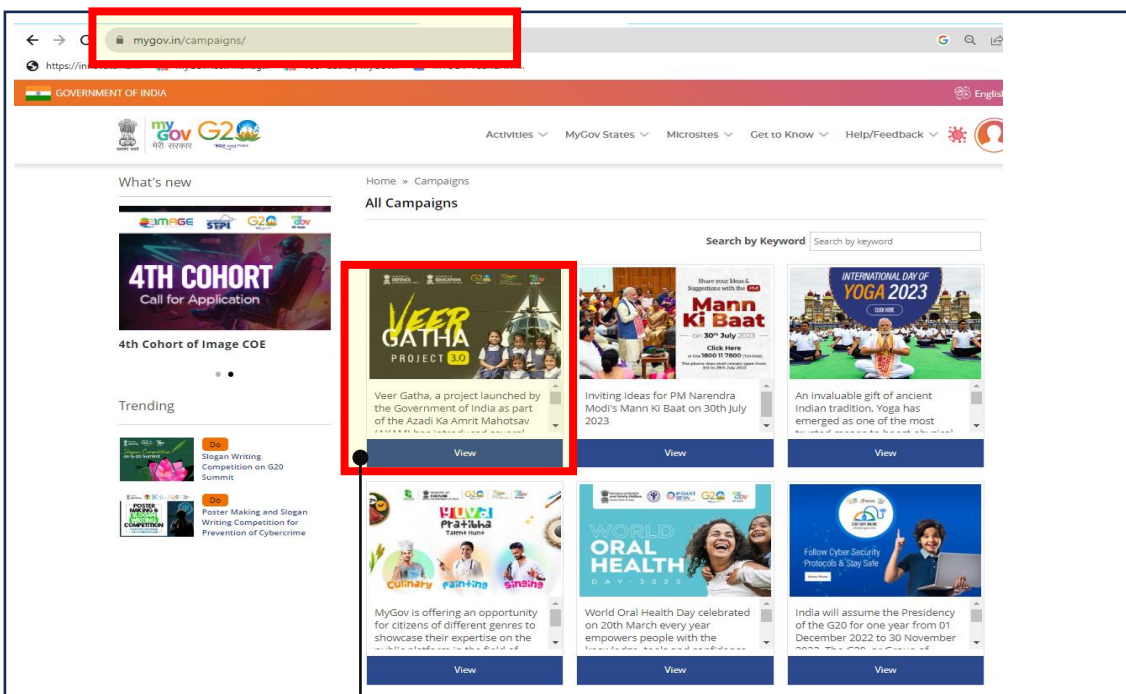
After Logging IN

Under the **Activities** click on **Campaigns**



Step 5:

It will take to <https://www.mygov.in/campaigns/>



Click on **Veer Gatha Project 3.0**

Step 6:

The campaign page opens, Click on **Veer Gatha Project 3.0** to Participate

mygov.in/campaigns/veer-gatha/?target=webview&type=campaign&nid=0

vateindi... MyGov Task Manag... Veer Gatha | MyGov... MYGOV VEERGATH...

Home > Campaigns > Veer Gatha

Veer Gatha

VEER GATHA PROJECT 3.0

ABOUT VEER GATHA PROJECT

Veer Gatha, a project launched by the Government of India as part of the Azadi Ka Amrit Mahotsav (AKAM) has introduced several events to commemorate the 75th year of India's Independence with the goal of inspiring school children to make them aware of the stories about the National Heroes and the brave hearts, to disseminate their acts of bravery and life stories. Students were encouraged to take part in a variety of activities like the framing of poems, paragraphs, and essays, the painting competition, and the multimedia presentations on the Medal Winners.

After the overwhelming response and success of **Veer Gatha 1.0 and 2.0**, the Ministry of Defence in coordination with the Ministry of Education has now decided to launch **Project Veer Gatha 3.0** which is proposed to culminate with the Prize Distribution Ceremony. The project will be open to all schools in all States and Union Territories.

The best project will be rewarded nationally by the Ministry of Defence on the forthcoming Republic Day.

JOURNEY SO FAR

- VEER GATHA 3.0** - Coming Soon
- VEER GATHA 2.0** - Results Announced
- VEER GATHA 1.0** - Results Announced

● **Veer Gatha Project 3.0**

Step 7:

click on **Submit Your Entry**

GOVERNMENT OF INDIA

Skip to main content English Login

Home Bharat Internet Utsav Culinary Shikshak Parv 2022 CSIR's Societal Platform

Veer Gatha Project 3.0

Home / Veer Gatha 3

SUBMIT YOUR ENTRY

Introduction

Project Veer Gatha was instituted under Gallantry Awards Portal (GAP) in 2021 with the aim to disseminate the details of acts of bravery of the Gallantry Awardees and the life stories of these brave hearts among the students so as to raise the spirit of patriotism and instill amongst them values of civic consciousness. Project Veer Gatha deepened this noble aim by providing a platform to the school students to do creative projects/activities based on gallantry award winners. As part of this, the students framed different projects through various media like art, poems, essays and multimedia on these gallantry award winners and best projects were awarded at national level by the Ministry of Defence and the Ministry of Education.

The project has been coterminous with Republic Day Celebrations each year. Veer Gatha has been a phenomenal success with 8 lakhs participation in

Step 8:

After clicking on “Submit Your Entry”, the form opens

Select a category to proceed for submission

- **CBSE**
- **Non-CBSE,**

The screenshot shows a web browser window with the URL <https://innovateindia.mygov.in/veer-gatha-3/register/>. The page is titled "GOVERNMENT OF INDIA" and "MYGOV VEERGATHA-3". The main content area is titled "Home / Veer Gatha 3 / Register" and features a "SUBMIT YOUR ENTRY" button. Below this, there is a navigation menu with links to "INTRODUCTION", "TOPIC & CATEGORIES", "PROJECT TIMELINE OF CONDUCTING ACTIVITIES FOR SCHOOLS AFFILIATED TO CBSE AND STATES", "EVALUATION OF ENTRIES", "REWARDS AND RECOGNITION", "GUIDELINES FOR UPLOADING OF SELECTED ENTRIES", and "ANNEXURE". The main form is titled "Personal Details" and includes a note "All fields are mandatory". The form fields are: "Type of School Board" (a dropdown menu with options "-- Select --", "CBSE", and "Non-CBSE"), "State" (a dropdown menu with "-- Select --"), "District" (a dropdown menu with "-- Select State/UT First --"), "Full address of School" (a text input field), "Name of the Board" (a dropdown menu with "-- Select --"), "School Management" (a dropdown menu with "-- Select --"), "Principal Name" (a text input field), "Mobile Number of Principal" (a text input field), and "Email ID of Principal" (a text input field). A green "Next" button is located at the bottom of the form. The footer of the page includes the NIE logo, the text "MyGov platform is designed, developed and hosted by National Informatics Centre, Ministry of Electronics & Information Technology, Government of India.", and a list of links: "TransformingIndia", "MyGov Quiz", "SelfiSociety", "AamAdiKhartKhari", "Saathi", "MyGov Blog", "SwachhBharat", "Pratibha", and "AarogyaSeva". The footer also includes the text "Last Updated: August 11, 2023 at 2:52 pm - innovateindia99".

The process remains the same as mentioned above